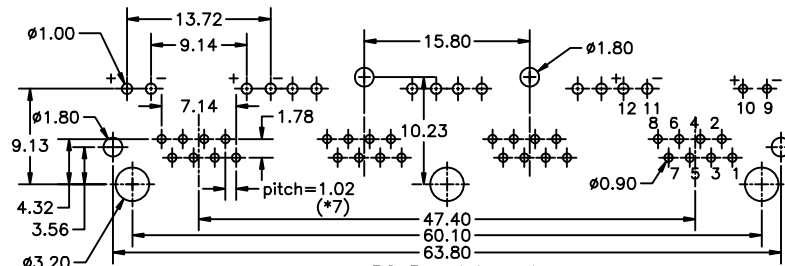
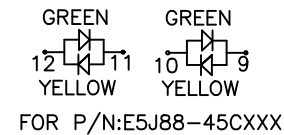
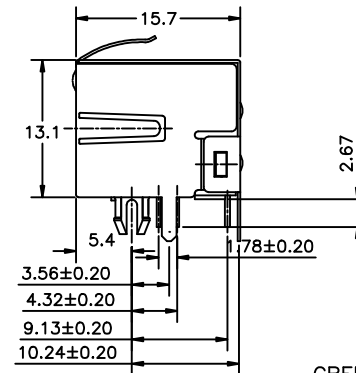
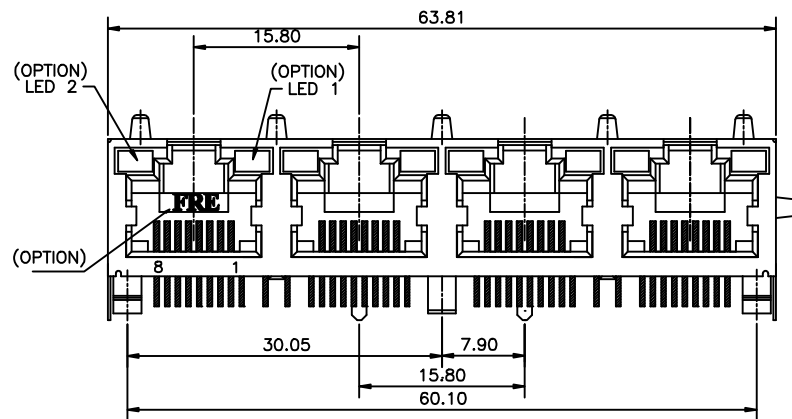


REVISION RECORD				
REV	ECO	DESCRIPTION	DRFT	CHKD
Δ		ADD PART NUMBER	YAN	07/15/05



PC Board Layout
Component Side Shown
PCB t=1.60mm

NOTES:

ELECTRICAL:

- VOLTAGE RATING : 125 VAC RMS.
- CURRENT RATING : 1.5 AMP.
- CONTACT RESISTANCE : 30 MILLIOHMS MAX.
- INSULATION RESISTANCE: 1000 MEGOHMS MIN @ 500 VDC.
- DIELECTRIC STRENGTH : 1000 VAC RMS 60Hz, 1MIN.
- LED RATINGS: FORWARD VOLTAGE: 2.2 VOLTS TYPICAL.
REVERSE VOLTAGE: 5 VOLTS MAXIMUM.
- OPERATING: 750 CYCLES MIN.

MECHANICAL:

- HOUSING MATERIAL : FR52 UL94V-0. COLOR-BLACK.
- INSERT MATERIAL : FR52 UL94V-0. COLOR-BLACK.
- BACK PLATE MATERIAL : FR52 COLOR-BLACK.
- LED SIZE : 3.2*2.0*7.0*P=2.54mm.
- SHIELD MATERIAL : COPPER ALLOY 0.25mm THICKNESS PLATING NI.
- CONTACT MATERIAL : PHOSPHOR BRONZE 0.35mm THICKNESS OR ø0.46mm
- PLATING : GOLD PLATING OVER NICKEL.
- PCB RETENTION PRE-SOLDER : 1 LB MIN.
- PCB RETENTION POST-SOLDER: 10 LBS MIN.

ENVIRONMENTAL:

- STORAGE : -40°C TO +85°C.
 - OPERATION: 0°C TO 70°C.
 - WAVE SOLDERING TEMPERATURE: 255~265°C(5~10 SECONDS)
- MATES WITH MODULAR PLUG CONFORMING TO
FCC PART 68, SUBPART F.

CUL FILE No:E163191

PART NUMBER: E5J 8 8 - X 5 C X X X-L

- 1-LED1:GREEN ,LED2:YELLOW
- 2-LED1:GREEN ,LED2:GREEN
- 3-LED1:YELLOW ,LED2:GREEN
- 4-LED1:G+Y ,LED2:G+Y
- 5-LED1:RED ,LED2:GREEN
- 7-LED1:YELLOW ,LED2:YELLOW

TOP TABS & SIDE TABS

PLATING: 1-3"u" 2-6"u" 3-15"u"
4-30"u" 5-50"u"

- J1-W/O "FRE" LOGO A05-0130
'LED TYPE' TIN LEAD SHIELD STAMPED PIN.
- J2-W/O "FRE" LOGO A05-0130
'LED TYPE' NI LEAD SHIELD STAMPED PIN.
- J3-W/O "FRE" LOGO A05-0130
'LED TYPE' TIN LEAD SHIELD ROUND PIN.
- J4-W/O "FRE" LOGO A05-0130
'LED TYPE' NI LEAD SHIELD ROUND PIN.
- 32-W/ "FRE" & W/O "UL"LOGO A05-0130
'LED TYPE' NI LEAD SHIELD STAMPED PIN.

DETACHED LISTS	MM (INCH)	DFTO Jake	DATE 05/19/05'	FULL RISE ELECTRONIC CO., LTD	
	TOLERANCES EXCEPT AS NOTED	CHKD	DATE		
	MM	MFO	DATE 08/01/05'	LED JACK 4 PORTS	
	.0 ± 0.20 ± .00 ± 0.15 ± .000 ± 0.075 ±	APPLV XLF	MATERIAL :	DRAWING NO. GE5J3009-LA	SIZE A3
ANGLES ±	QTY :	FINISH :	/PART NO. SEE NOTE	REV 1	
THIRD ANGLE PROJECTION	SCALE : 1.5:1	DO NOT SCALE DRAWING	SHEET 1 OF 1		